

# Ranking European Parliamentarians on Climate Action

## PORTUGAL




### RANKING OF NATIONAL POLITICAL PARTIES

based on 2009-2014 voting records on climate and energy policies

#### VERY GOOD

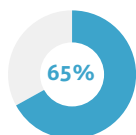


**Bloco de Esquerda (BE)**  2 

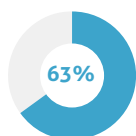




**Partido Socialista (PS)**  7 

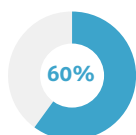
#### GOOD



**Partido Comunista Português (PCP)**  2 








**Partido Social Democrata (PSD)**  8 












**Partido Popular (PP)**  2 

### RANKING OF PARLIAMENTARIANS



#### VERY GOOD

- 100%  Alda SOUSA\* (BE)
- 100%  Luis Manuel CAPOULAS SANTOS (PS)
- 90%  Ana GOMES (PS)
- 90%  António Fernando CORREIA DE CAMPOS (PS)
- 90%  Elisa FERREIRA (PS)
- 90%  Luís Paulo ALVES (PS)
- 90%  Marisa MATIAS (BE)
- 90%  Rui TAVARES (-)
- 90%  Vital MOREIRA (PS)
- 80%  Carlos COELHO (PSD)
- 80%  Edite ESTRELA (PS)
- 80%  Regina BASTOS (PSD)
- 75%  Inês Cristina ZUBER\* (PCP)

#### GOOD

- 70%  José Manuel FERNANDES (PSD)
- 70%  Maria Da Graça CARVALHO (PSD)
- 70%  Maria do Céu PATRÃO NEVES (PSD)
- 70%  Nuno MELO (PP)
- 67%  Miguel PORTAS\* (BE)
- 60%  João FERREIRA (PCP)
- 60%  Nuno TEIXEIRA (PSD)
- 50%  Diogo FEIO (PP)
- 50%  Ilda FIGUEIREDO\* (PCP)

#### BAD





- 40%  Paulo RANGEL (PSD)
- 30%  Mário DAVID (PSD)

### ABOUT

Regardless of their words and promises, it is the voting behavior of Members of the European Parliament that really shows what they and their national political parties are actually supporting. As we approach the 2014 European Parliamentary elections, Climate Action Network Europe provides you with this analysis on how political parties and their parliamentarians have voted in the last five years. The scorecard helps in understanding who has supported more adequate climate action in Europe.

The scorecards reflect how European parliamentarians have voted on ten climate and energy issues during the 2009-2014 parliamentary term.\*\* Parliamentarians were given a point when voting in favor of more ambitious climate and energy policies, or no point if they didn't (including cases where they did not vote).

The scores of all parliamentarians were allocated to the different national political parties they represent.


For ease of use, all scores were labeled according to the amount of positive votes: very good ( 75-100%), good ( 50-74%), bad ( 25-49%), and very bad ( 0-24%).


For more detailed information, please consult our full Scorecards Background Document and Scorecards Analysis at [www.caneurope.org/VoteForClimateAction](http://www.caneurope.org/VoteForClimateAction)


\* This person has not been an MEP for the complete 2009-2014 term.


\*\* The votes cover the EU's Emissions Trading Scheme, the 2020 and 2030 greenhouse gas emission reduction targets, renewable energy policies, energy efficiency policies, the international climate negotiations, climate in development policies, international climate finance and the Mechanism for Monitoring and Reporting.

### EUROPEAN POLITICAL GROUP MEMBERSHIP

 Alliance of Liberals and Democrats for Europe

 European Conservatives and Reformists


 Europe of Freedom and Democracy

 European People's Party

 Greens/EFA

Greens/European Free Alliance

 European United Left – Nordic Green Left

 Non-attached Members

 Progressive Alliance of Socialists and Democrats

More Information: [www.caneurope.org/VoteForClimateAction](http://www.caneurope.org/VoteForClimateAction)