



# EU funds – which direction now?

Final decisions on legal and strategic frameworks on post-2020 EU funds are being taken ....

... how can we steer priorities and conditions towards higher climate ambition?

CAN Europe General Assembly  
October 23, 2018

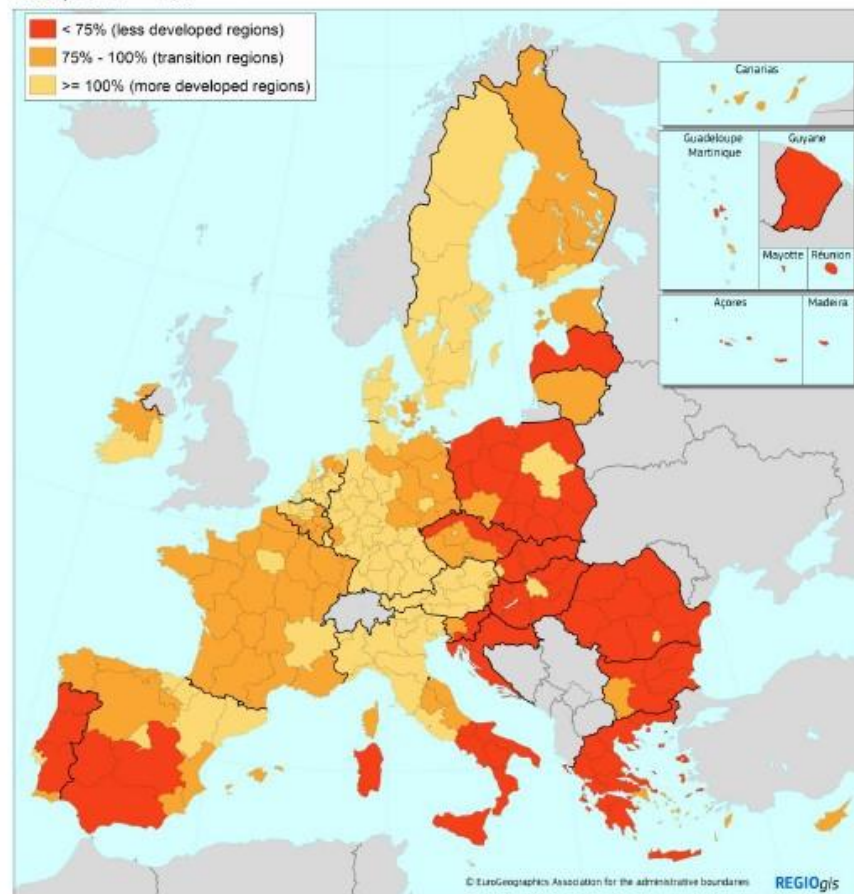
# Objectives

Final decisions on legal and strategic frameworks on post-2020 EU funds are being taken ....

1. Overview and entry points on Cohesion Policy legislation ...
2. Overview and entry points on planning and link to NECPs on national and regional level ...

## GDP/head (PPS) by NUTS2 region, average 2014-15-16

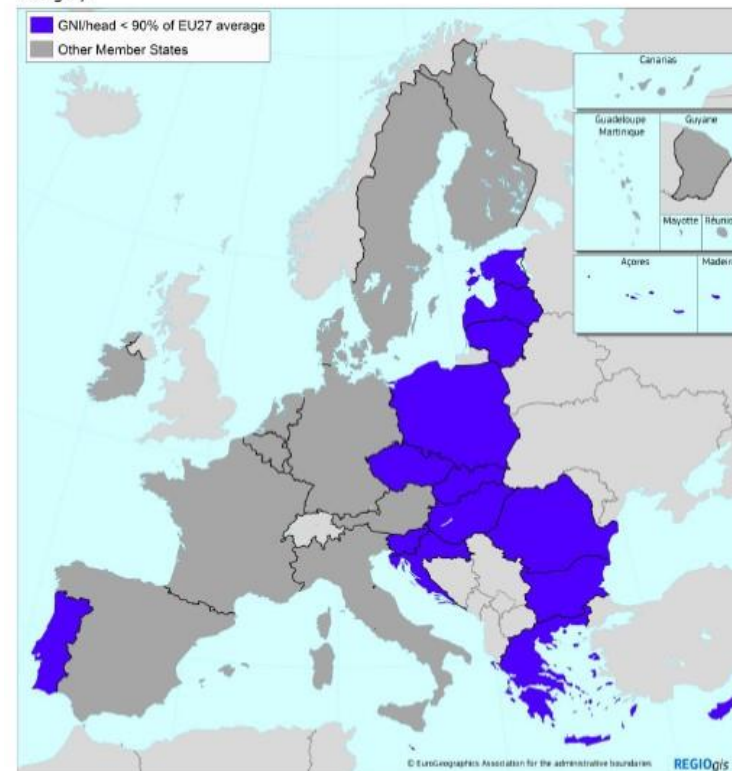
Index, EU-27 = 100



	LD	TR	MD
Allocation (EUR bns 2018 prices)	198.6	45.9	34.8
Population (MM inhab)	123.6	112.5	208.4

## Cohesion Fund eligibility 2021-2027

Category



	LD
Allocation (EUR bns 2018 prices)	41.3
Population (MM inhab)	126.2

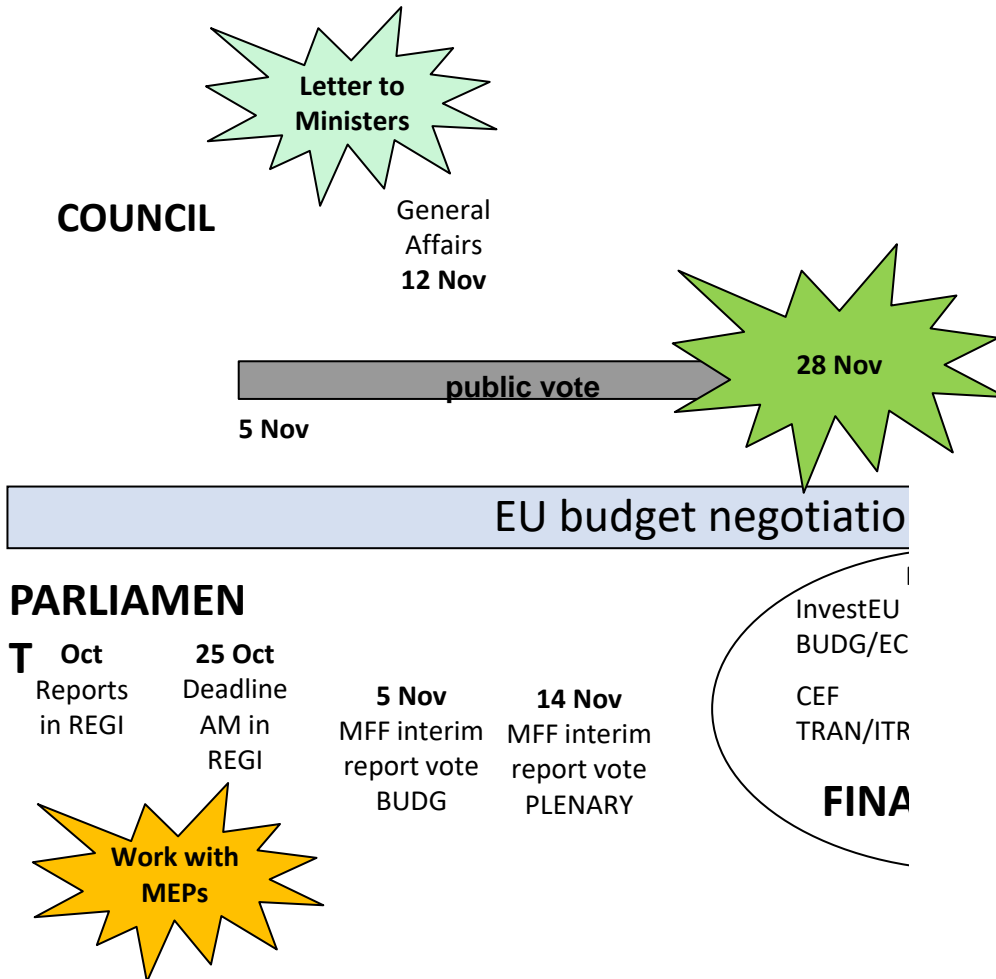
<u>Country</u>	<u>2021- 2027</u>	<u>2014- 2020</u>	<u>Absolute change (euro billions)</u>	<u>Relative change (%)</u>
POLAND	64.4	83.9	-19.5	-23.3
HUNGARY	17.9	23.6	-5.7	-24
CZECH	17.8	23.5	-5.6	-24
GERMANY	15.7	19.8	-4.1	-20.6
SLOVAKIA	11.8	15.1	-3.3	-21.7
LITHUANIA	5.6	7.4	-1.8	-24
PORTUGAL	21.2	22.8	-1.6	-7
ESTONIA	2.9	3.8	-0.9	-24
FRANCE	16	16.9	-0.9	-5.4
LATVIA	4.3	4.9	-0.6	-13
CROATIA	8.8	9.3	-0.5	-5.5
SLOVENIA	3.1	3.4	-0.3	-9.2
MALTA	0.6	0.8	-0.2	-24
IRELAND	1.1	1.2	-0.2	-12.6
SWEDEN	2.1	2.1	0	0
NETHERLANDS	1.4	1.4	0	0
AUSTRIA	1.3	1.3	0	0
DENMARK	0.6	0.6	0	0
LUXEMBOURG	0.1	0.1	0	0
CYPRUS	0.9	0.9	0	1.8
BELGIUM	2.4	2.4	0.1	0
FINLAND	1.6	1.5	0.1	5.1
BULGARIA	8.9	8.3	0.7	8
GREECE	19.2	17.8	1.4	8
SPAIN	34	32.4	1.6	5
ROMANIA	27.2	25.2	2	8
ITALY	38.6	36.2	2.3	6.4

# Timeline 4Q 2018

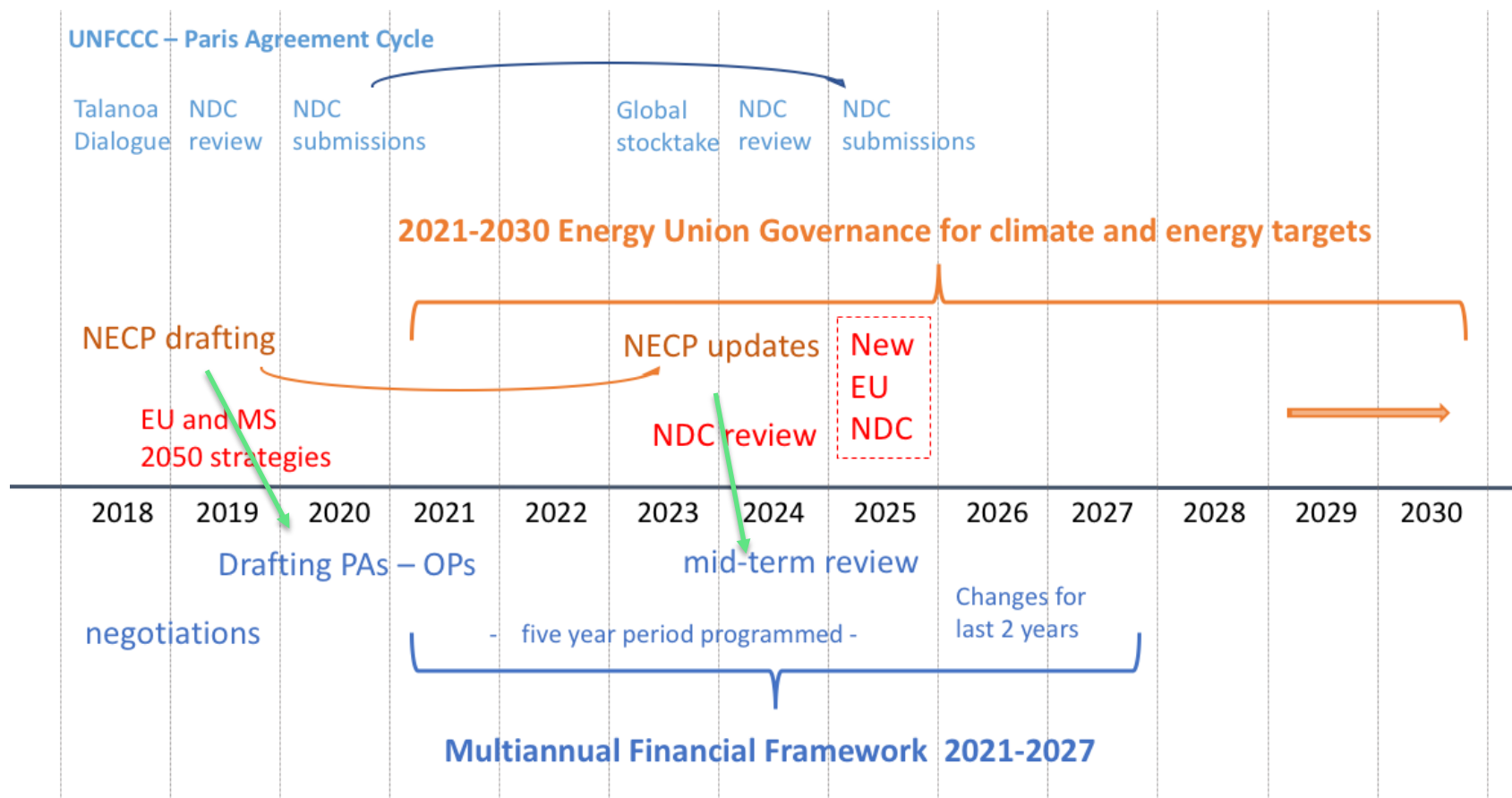
## EU Toxic



## Funding Awards



# NECP and MFF timeline - interaction points in drafting and review phases



Source: © Ecologic Institute 2018

# AU presidency

## EU budget negotiation box - horizontal issues

26 September 2018

"19. Reflecting the importance of tackling climate change [...] programmes and instruments should contribute to mainstream climate actions and to the achievement of an overall **target of [25] % of** the Union budget expenditures supporting climate objectives.

**[As a general principle, all EU expenditure should be compatible with Paris Agreement objectives.]"**



Cohesion Policy



InvestEU

CEF

Horizon  
Europe

EXCLUSION from ERDF

(h) investment related to **production, processing, distribution, storage or combustion of fossil fuels**, with the **exception** of investment related to clean vehicles [...]



# Fossil fuels: in or out?

## Article 6

### *Exclusion from the scope of the ERDF and the Cohesion Fund*

(h) investment related to production, processing, distribution, storage or combustion of fossil fuels, with the exception of investment:

(a) related to clean vehicles as defined in Article 4 of Directive 2009/33/EC of the European Parliament and of the Council<sup>26</sup>;

*(b) linked to improving energy efficiency in district heating systems;*

*(c) in the transport and distribution of gas to ensure energy security; and*

*(d) in cases where fossil fuels are only an auxiliary component;*

# EU Toxic



# Funding Awards

Voting:

Mon 5 Nov – Fri 23 Nov

Key Parliament votes

Comms pack  
– Mon 22 Nov

Awards  
Wed 28 Nov

Council and Parliament Negotiations

# DO YOU REALLY KNOW YOUR Target Audience?



**Pavel Telicka** @Telicka  
Former diplomat, businessman, EU Commissioner and today Member of the EP  
telicka.eu  
Joined January 2014

Tweets 8,497 Following 256 Followers 14.2K Likes 1,227

Tweets Tweets & replies Media

**Pavel Telicka** @Telicka · 12h  
Far too late, far too little. But as expected, Uni

**Georgi Gotev** @GeorgiGotev  
EU demands full probe, accountability after euractiv.com/section/global...

**Pavel Telicka** @Telicka · 12h


Permanent Representation of the Federal Republic of Germany to the European Union

The German Permanent Representation

Germany and the EU

News

## Permanent Representation of the Federal Republic of Germany to the European Union in Brussels



**Marcellesi** Florent Marcellesi

COMER BIEN PARA VIVIR MEJOR.

Like Follow Share

Create Post

Write a post...

Photo/Video Tag Friends Check in

**Florent Marcellesi** October 14 at 8:22 PM  
¡Fantástico resultado de Los Verdes en Baviera, segunda fuerza con

Ask Florent Marcellesi

"Can you tell me..."

"Can I learn more background?"

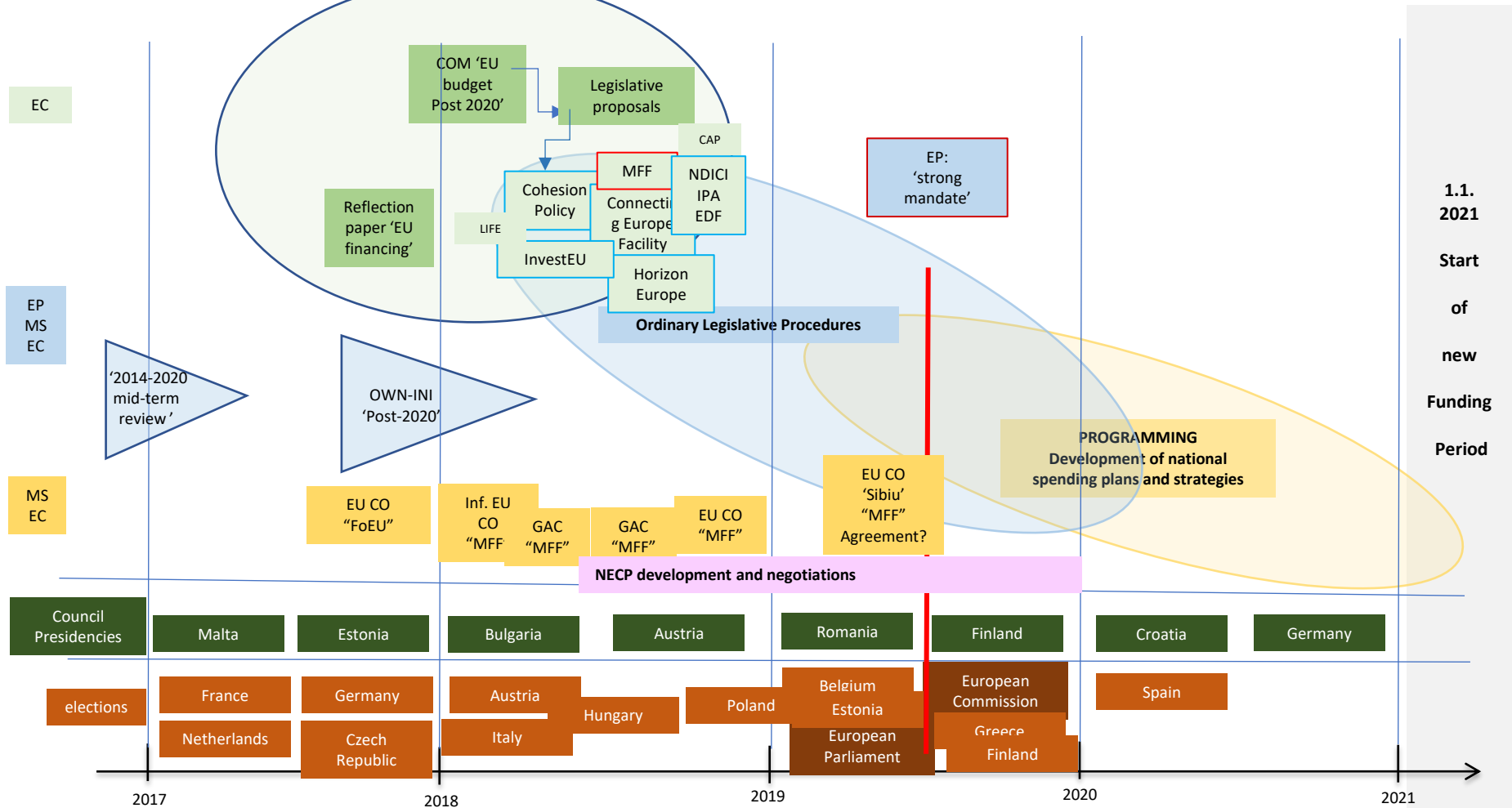
"Are you available?"

Type a question

Community

Invite your friends

## EU budget post-2020 cycle: PROCESS





# 2030 goals for climate and energy



“NECPs inform  
EU funds  
spending plans!”

“[...] national policies, timelines  
and measures planned to  
phase out energy subsidies, in  
particular for fossil fuels”

# ***All the ingredients for the Just Transition: Policy objectives Cohesion Policy***

- (a) a **smarter Europe** by promoting innovative and smart economic transformation;
- (b) a **greener, low-carbon Europe** by promoting clean and fair energy transition, green and blue investment, the circular economy, climate adaptation and risk prevention and management;
- (c) a more **connected Europe** by enhancing mobility and regional ICT connectivity;
- (d) a more **social Europe** implementing the European Pillar of Social Rights;
- (e) a **Europe closer to citizens** by fostering the sustainable and integrated development of urban, rural and coastal areas and local initiatives.

# ***Specific objectives for the ERDF and the Cohesion Fund***

(b) 'a **greener, low-carbon** Europe by promoting **clean and fair energy transition**, green and blue investment, the **circular economy**, **climate adaptation** and risk prevention and management ('PO 2') by:

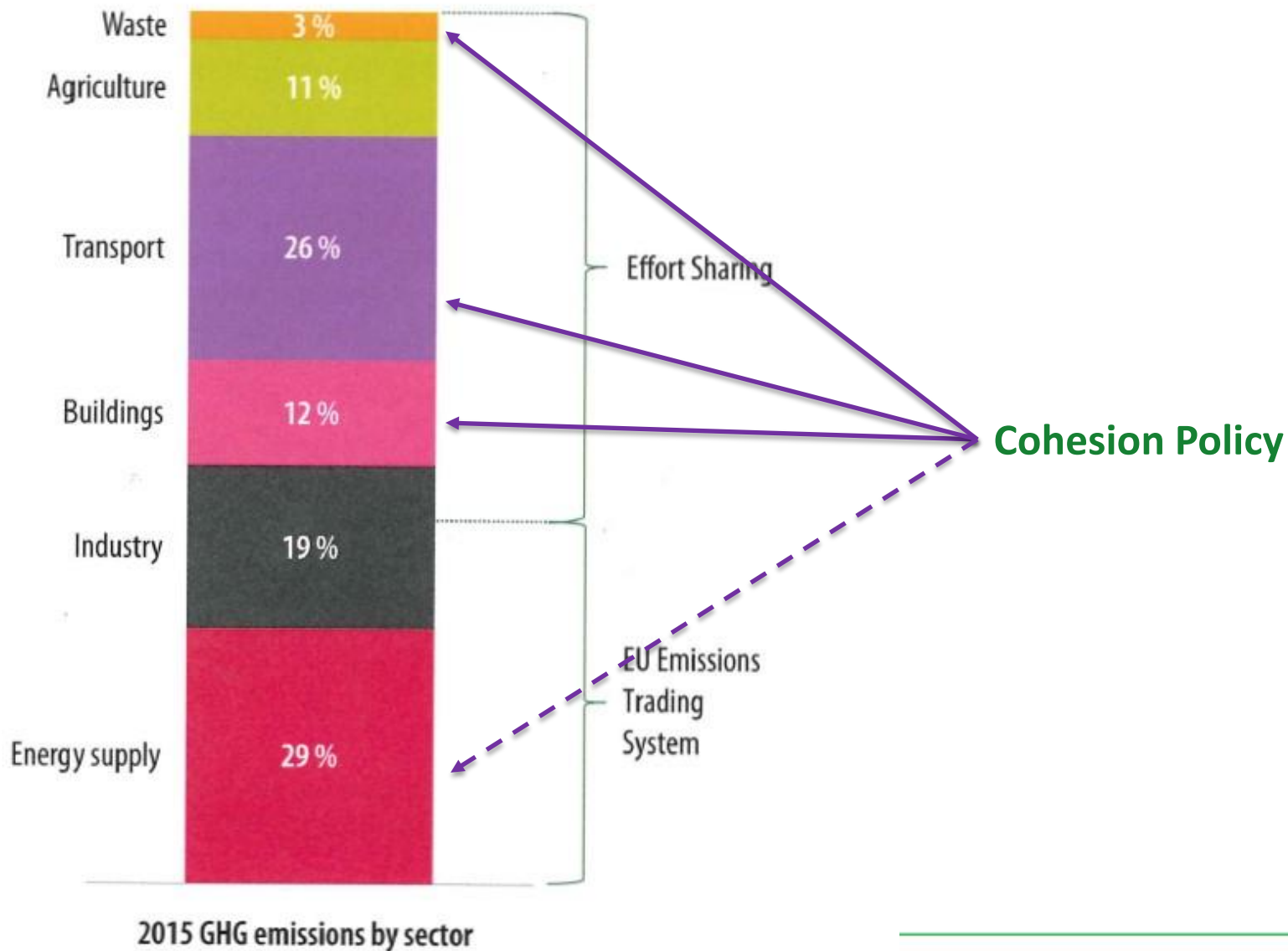
- (i) promoting energy efficiency measures;
- (ii) promoting renewable energy;
- (iii) developing smart energy systems, grids and storage at local level;
- (iv) promoting climate change adaptation, risk prevention and disaster resilience;
- (v) promoting sustainable water management;
- (vi) promoting the transition to a circular economy;
- (vii) enhancing biodiversity, green infrastructure in the urban environment, and reducing pollution;

## ***Thematic concentration of ERDF support:***

- 30% for 'PO 2' in 'less developed' and 'transition' regions
- 0% - 25% for 'PO 2' in 'more developed'

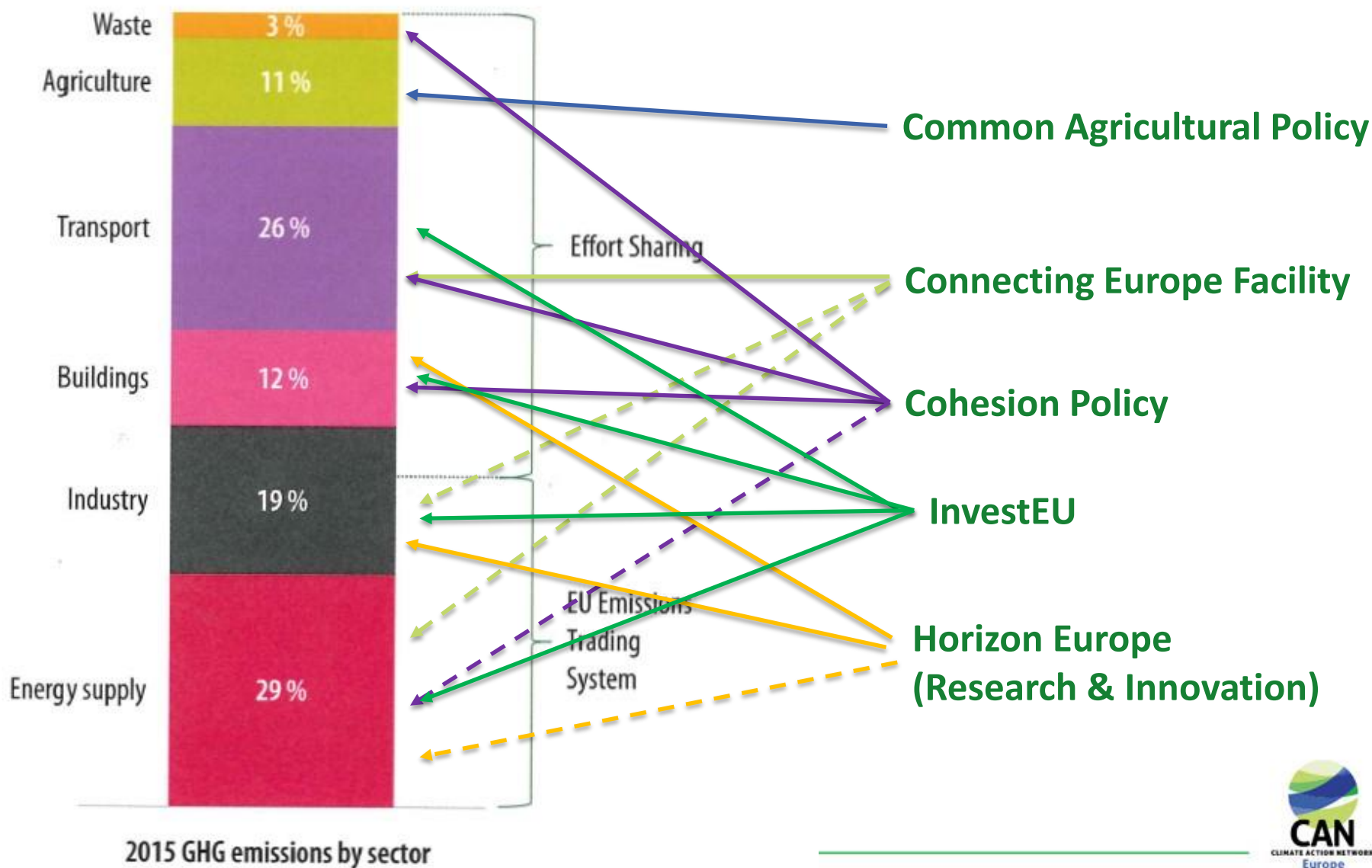


# 2015 EU greenhouse gas emissions by sector 'Paris compatibility': At least 55% less GHG by 2030 + net-zero well before 2050



## 2015 EU greenhouse gas emissions by sector 'Paris compatibility':

At least 55% less GHG by 2030 + net-zero well before 2050



# *Where will the money go ...?*

## *Link to NECPs*



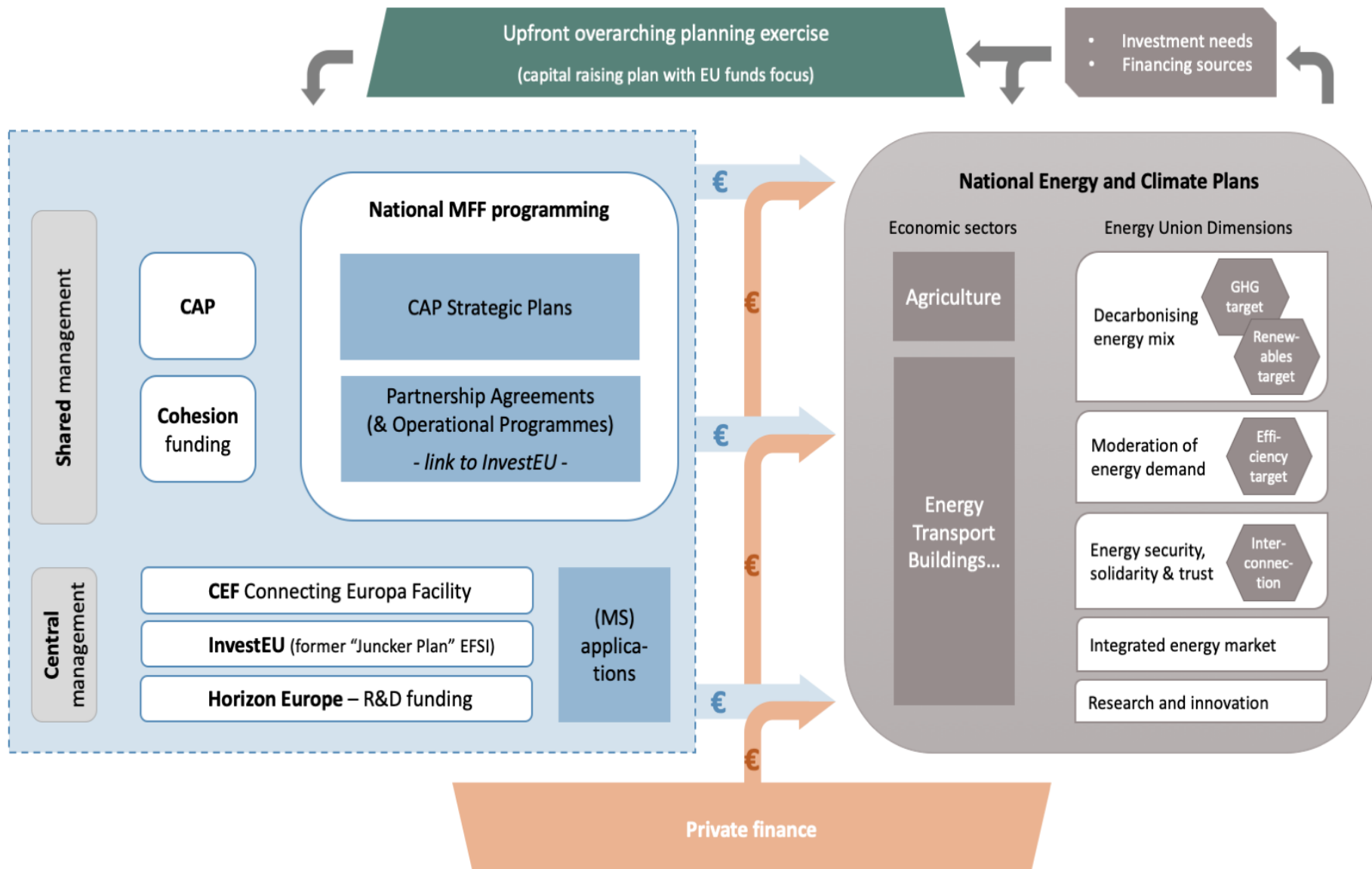
Cohesion Policy enabling condition -

‘National Energy and Climate Plan are adopted and include:

1. All elements required by the template in Annex I of the Regulation on Governance of the Energy Union

2. An indicative outline of envisaged financing resources and mechanisms for measures promoting low-carbon energy’

- NECPs inform programming, 5+2 years
- EC’s 2030 climate and energy recommendations part of Cohesion Policy’s strategic framework (programming and mid-term review)



# Higher Ambition in 2030 NECPS

3. POLICIES AND MEASURES	3.1. Dimension Decarbonisation	3.1.1. GHG emissions and removals (for the plan covering the period from 2021 to 2030, the 2030 Framework target)
		3.1.2. Renewable energy (2030 Framework target)
		3.1.3. Other elements of the dimension
	3.2. Dimension Energy efficiency (2030 Framework target)	
	3.3. Dimension Energy security	
	3.4. Dimension Internal energy market	3.4.1. Electricity infrastructure
		3.4.2. Energy transmission infrastructure
		3.4.3. Market integration
		3.4.4. Energy Poverty
	3.5. Dimension Research, innovation and competitiveness	
	4.1. Projected evolution of main exogenous factors influencing energy system and GHG emission developments	

## Policies and measures

- 3.1.1. **GHG emissions and removals** - Financing measures, including EU support and the use of EU funds, in the area at national level, if applicable
- 3.1.2 Specific measures on financial support, including EU support and the use of EU funds, for the promotion of the production and use of **energy from renewable sources in electricity, heating and cooling, and transport**
- 3.2. **Energy Efficiency** - Financing measures, including EU support and the use of EU funds, in the area at national level, if applicable
- 3.3 **Energy security** - Financing measures, ....
- 3.4.1. **Electricity infrastructure** - Financing measures, ...
- 3.4.2. **Energy transmission infrastructure** - Financing measures, ....
- 3.5. **Dimension Research, innovation and competitiveness** - Financing measures, ...

# Financial measures for reporting and planning within National Energy and Climate Plans (NECPs) under the Energy Union Governance regulation': EU funds - financial allocations in relation to achieving 20/20/20 EU Climate and Energy targets

Policies and measures: Financial measures, use of EU funds 2014-2020	3.1.1 GHG emissions and removals (environmental measures)	3.1.2 Promotion of the production and use of energy from renewable sources in electricity, heating and cooling, and transport	3.2 Energy Efficiency	3.3 Energy security (here: financing of gas infrastructure; overlapping with 3.4.2.)	3.4.1 Electricity infrastructure	3.4.2 Energy transmission infrastructure	3.5. Dimension Research, innovation and competitiveness	Share of GHG reduction, renewable energy, energy efficiency, electricity transmission and storage, research and innovation, on total Cohesion Policy spending 2014 -2020
AT	€25,226,771	€0	€80,823,336	€0	€0		€16,550,000	12.5%
BE	€0	€22,131,102	€101,013,583	€0	€0		€13,742,663	6.8%
BG	€62,336,199	€0	€471,486,714	€38,250,000	€0		€14,195,000	7.4%
CY	€0	€0	€44,000,000	€0	€0		€0	6.3%
CZ	€0	€53,439,383	€1,966,794,585	€0	€236,951,838		€102,655,805	10.9%
DE	€123,567,298	€121,513,627	€1,388,224,372	€0	€59,563,084		€232,580,242	10.5%
DK	€0	€0	€41,451,729	€0	€0		€11,469,870	12.8%
EE	€15,319,149	€9,574,468	€154,563,830	€0	€0		€145,175,532	9.2%
ES	€0	€649,661,113	€1,096,458,444	€0	€234,704,874		€0	7.1%
FI	€0	€0	€74,360,164	€0	€2,803,557		€78,778,152	12.0%
FR	€12,898,125	€423,191,079	€765,099,369	€0	€29,780,497		€118,447,152	9.1%
GR	€64,629,826	€93,563,498	€461,762,523	€120,135,697	€211,310,455		€68,788,213	5.9%
HR	€0	€95,000,000	€321,810,805	€0	€20,000,000		€40,000,000	5.6%
HU	€0	€875,953,631	€1,159,078,520	€0	€0		€0	9.4%
IE	€0	€0	€84,500,000	€0	€0		€0	8.3%
IT	€17,245,144	€199,953,031	€1,404,094,926	€0	€443,609,865		€0	6.5%
LT	€0	€329,868,111	€465,941,999	€84,195,304	€90,275,436		€0	13.2%
LU	€0	€1,805,376	€3,610,915	€0	€0		€360,192	14.6%
LV	€0	€26,597,247	€311,806,660	€17,727,893	€23,629,567		€0	8.2%
MT	€11,900,000	€31,127,364	€14,995,116	€0	€0		€0	8.2%
NL	€0	€12,532,607	€56,658,971	€0	€1,881,392		€50,264,470	12.0%
PL	€13,849,190	€938,928,986	€2,501,919,373	€620,000,000	€781,261,716		€444,539,462	6.1%
PT	€17,000,000	€159,000,000	€816,576,967	€3,000,000	€123,000,000		€223,836,645	6.3%
RO	€0	€94,787,234	€1,251,170,213	€46,750,000	€66,372,340		€15,000,000	6.3%
SE	€1,450,102	€5,120,358	€86,462,372	€0	€0		€78,524,726	9.7%
SI	€0	€12,000,000	€267,953,527	€0	€19,897,800		€68,157,411	12.2%
SK	€0	€169,000,000	€698,775,034	€0	€0		€8,358,341	6.4%
TC	€88,332,367	€139,120,611	€191,953,736	€150,000	€33,873,887		€159,123,785	6.6%
UK	€0	€421,143,499	€401,574,270	€0	€86,936,977		€221,251,265	10.3%
<b>TOTAL</b>	<b>€453,754,171</b>	<b>€4,885,012,325</b>	<b>€16,684,922,052</b>	<b>€930,208,894</b>	<b>€2,465,853,285</b>		<b>€2,111,798,926</b>	<b>7.6%</b>

# Share of energy efficiency, renewables, electricity distribution and storage on total Cohesion Policy Funding

Planned allocations 2014 -2020

Million Euro  
2014 prices

90,000.0

80,000.0

70,000.0

60,000.0

50,000.0

40,000.0

30,000.0

20,000.0

10,000.0

0

10.2%

4.6%

5.1%

8.0%

13.0%

9.3%

5.4%

6.1%

6.2%

CZ

EE

HR

LV

LT

HU

PL

RO

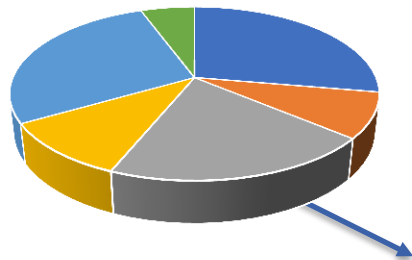
SK





# The untapped potential in clean transport

Cohesion Policy 2014 - 2020



ports and  
waterways  
4%

airport  
1%

Multimodal  
3%

clean  
intelligent  
urban  
20%

Cycle tracks  
and footpaths  
2%

Cohesion Policy Transport Sector  
70 billion EURO

Railways  
27%

Motorways  
and roads  
43%



Go back to Cohesion Policy objectives and measures:

- How can you demonstrate (to your government/DG Regio) the need for particular priorities?
- What needs to happen to link ambitious NECPs with the Programming Process (i.e. the development of national and regional spending plans)?

# ***All the ingredients for the Just Transition: Policy objectives Cohesion Policy***

- (a) a **smarter Europe** by promoting innovative and smart economic transformation;
- (b) a **greener, low-carbon Europe** by promoting clean and fair energy transition, green and blue investment, the circular economy, climate adaptation and risk prevention and management;
  - (i) promoting energy efficiency measures;
  - (ii) promoting renewable energy;
  - (iii) developing smart energy systems, grids and storage at local level;
  - (iv) promoting climate change adaptation, risk prevention and disaster resilience;
  - (v) promoting sustainable water management;
  - (vi) promoting the transition to a circular economy;
  - (vii) enhancing biodiversity, green infrastructure in the urban environment, and reducing pollution;
- (c) a more **connected Europe** by enhancing mobility and regional ICT connectivity;
- (d) a more **social Europe** implementing the European Pillar of Social Rights;
- (e) a **Europe closer to citizens** by fostering the sustainable and integrated development of urban, rural and coastal areas and local initiatives.



Thank you for your attention.